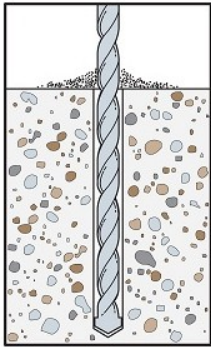
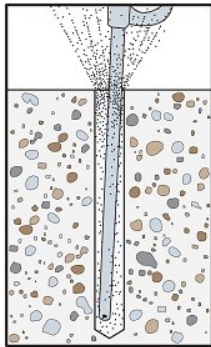




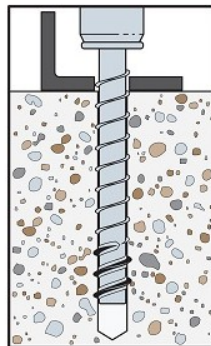
**Simpson Strong-Tie® Titen HD® Heavy Duty Screw Anchors in Type 316 Stainless Steel**



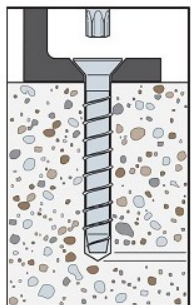
Drill a hole in the base material using a carbide drill bit with the same diameter as the nominal diameter of the anchor to be installed. Drill the hole to the specified embedment depth plus minimum hole depth overdrill (1/4" for the 3/8" Titen) to allow the thread tapping dust to settle, and blow it clean using compressed air. (Overhead installations need not be blown clean.) Alternatively, drill the hole deep enough to accommodate embedment depth and the dust from drilling and tapping. )



Insert the anchor through the fixture and into the hole.



Tighten the anchor into the base material until the countersunk head contacts the fixture.



Titen HD Diameter (in.)	Minimum Overdrill (in.)
1/4	1/8
3/8	1/4

Minimum overdrill